

Primary 3-4 Level C

Animal Adaptions



Aim

The aim of this topic is to demonstrate how different animals show different adaptations to different environments, whether they be behavioural or physical. A further aim will be to demonstrate how an animal can increase its chances of survival by responding to changes in the environment through adaptation.

Attainment Targets

Interaction of living things and their environment:

To be able to give examples of how an animal is suited to its environment.

To be able to explain why an animal may adapt to the environment to increase its chances of survival.

Social and environmental responsibility:

To be able to demonstrate the importance of the interrelationship between living things and the environment they inhabit.

Teachers Notes

Task 2 has been created for use during or after your group has visited the park.



Animal Adaptions



Task 1

Below is a picture of a camel and a Brown bear. The camel comes from an environment that can be very hot and the brown bear comes from an environment that can be very cold. Opposite the pictures is a list of words or sentences of adaptations that the animals might have to do to keep warm or cool. Draw a line from each animal to the words or sentences that you think might fit that animal.

Hint:

If you are stuck try thinking of what type of clothes you might have on and what you might do if you were too hot or too cold.

Long thick fur

Drink lots of water


Short hair

Hibernate


Eat lots of food

Sit in shade under leafy tree

Hot Climate



Cold Climate





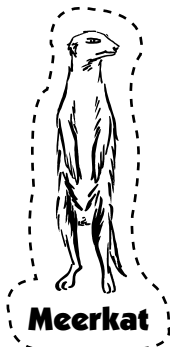



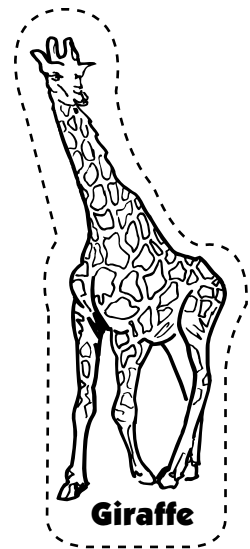


Animal Adaptions



Task 2

All of the animals in the safari park have become all jumbled up. Safari Sam thinks it would be great to have all the animals that have adapted to warm climates in one area of the safari park and all the animals that have adapted to cold climates in another area of the park. Can you help Safari Sam put the animals in the right part of the safari park.

Think back to what the animals looked like in the safari park and put the picture of the animal onto the correct area of the safari park.



Primary 3-4 Level C

Task 2

Animal Adaptions



Task 2

Warm Area

Cool Area

