

Primary 6-7 Level C

Design a wildlife park



Aim

Conservation in both the wild and captivity

To be able to recognise both the reasons for the existence of zoos and Safari Parks.

Attainment targets

- Help develop an understanding of the role that zoos and safari parks play in conservation.
- Design a layout for a safari park.
- Decide which animals will live at the safari park and reasons for this.

Time Required

1 hour

Teachers Notes

Students design a safari park to provide the basis for a discussion on the reasons for conservation and why zoos and safari parks exist.

Focus on two animals that are critically endangered. EG Chimpanzee and African elephants.

Student discussions could include the reasons why they are hunted and the trading of animal parts.

Points could include:

Elephant horn and the trade in bush meat.

Ivory has a very high resale value so poachers will kill the elephants for their horn.

An increase in human population means greater conflict between humans and elephants

Local bush meat hunters who pursue the animals relentlessly sell chimpanzee meat. A combination of this and the loss of their natural habitat have forced the species into decline.

At end of module children will have an understanding of the importance of conservation and the role they play.

Useful links

www.wwf.org.uk

www.bornfree.org.uk/prim65.htm

www.elephantcare.org/conserved.htm



BLAIR DRUMMOND SAFARI AND ADVENTURE PARK

Primary 6-7 Level C

Task 1




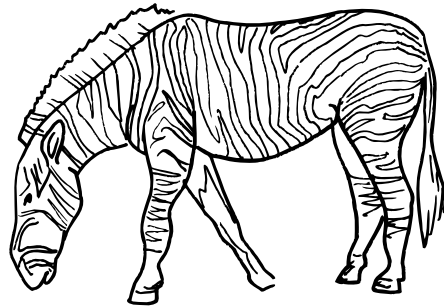



Design a wildlife park



Task 1 - Creating Your Safari Park

First choose four out of the eight animals below for your safari park. Choose animals that will benefit most from living in your safari park. These could be animals that are under threat and in danger of extinction.

After you have chosen the animals colour them in their correct colours and then cut out the animal shapes.



BLAIR DRUMMOND SAFARI AND ADVENTURE PARK



Design a wildlife park

Task 2

Decide where in the safari park the animals will live. Remember that all the animals have different needs and like to live in different habitats. Some like water, others like open space and long grass and some prefer the shelter of trees and woodland. The safari map has been divided into four different areas. Colour in the appropriate areas on the map

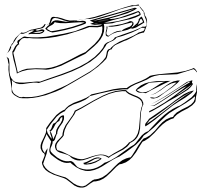
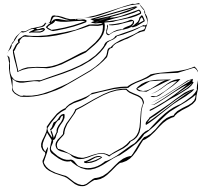
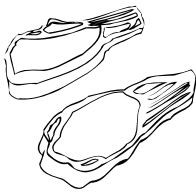
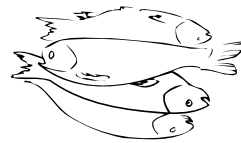



Design a wildlife park



Task 3 - Dinner Time

All the animals need to eat. Colour in the pictures listed below that correspond to the different food the animals like to eat. Cut out the different foods and stick them beside the different areas on the map.



Remember some animals like to eat more than one item on the menu!

What are the benefits for your animals living in the zoo or in the safari parks?

.....

